

JR PARENT NIGHT

CLASS OF 2019

AGENDA

- Introductions
- VP Message
- Grad Requirements and A-G requirements
- SDCCD System-Miramar College Rep
- UC System- UCSD College Representative
- CSU System- SDSU College Representative
- Naviance and Common Application
- To Do List
- Important Upcoming Information
- Great New Happenings at Serra
- Q & A

SERRA HIGH SCHOOL COUNSELING TEAM

A-F

MRS. MARGARITA PEREZ-IBARRA

G-MARTINEZ

MRS. TRACI SHENAULT

MARTILLO-R

DR. ELVA MORA

S-Z

MRS. CLARE BOBIS

VP MESSAGE

***Serra welcomes Elizabeth Ward to the
position of Vice Principal!!!***



GRADUATION REQUIREMENTS

- Earn a minimum of 44 credits
- Meet core class requirements
- Maintain a 2.0 GPA in academics and citizenship



A-G REQUIREMENTS

Core UC 'a-g' Course Requirements

6 credits (3 years) History/Social Science

8 credits (4 years) English

6 credits (3 years) Mathematics

- Integrated Math I
- Integrated Math II
- Integrated Math III or advanced mathematics course

6 credits (3 years) Science

4 credits (2 years) Language Other Than English (World Language)

2 credits (1 year), UC "f" -approved Visual and Performing Arts

The required UC 'g' elective is fulfilled by satisfying the district's requirement for a third year of science. No additional college prep elective is required for graduation.

Total: 32 credits


Additional Requirements (High School)

4 credits (2 years) Physical Education ([Fitnessgram](#) required). Students who do not pass five out of six Healthy Fitness Zones on the Fitnessgram must enroll in physical education courses until an overall passing score is obtained.

8 credits (4 years) electives

Total: 12 credits

AP SUCCESS

- AP= College Rigor and High Expectations
 - Time Commitment
 - Tutoring Opportunities (AP Saturday sessions, after school, lunch time)
 - Peer support
 - Attendance
 - Self Advocate
- 



**SAN DIEGO
COMMUNITY COLLEGE
DISTRICT**

City College • Mesa College
Miramar College • Continuing Education

SAN DIEGO COMMUNITY COLLEGE DISTRICT MIRAMAR COLLEGE




UNIVERSITY OF CALIFORNIA UCSD

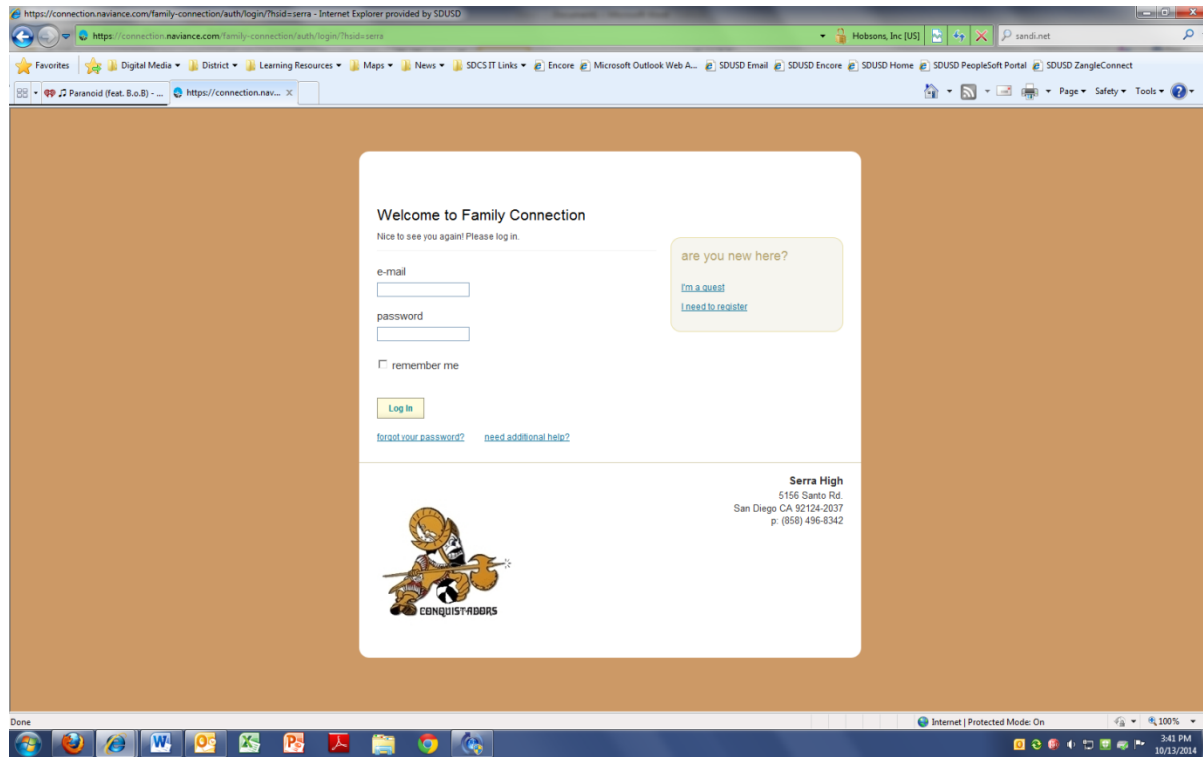


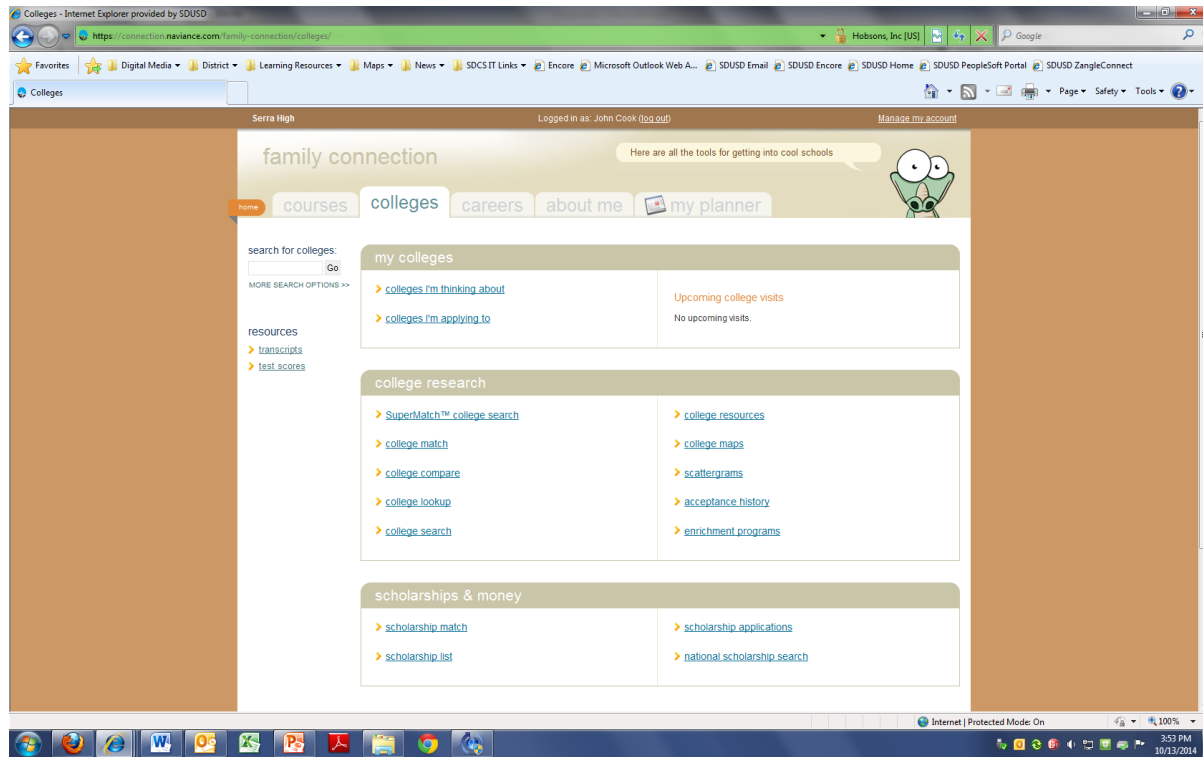
CALIFORNIA STATE UNIVERSITY SAN DIEGO SDSU

COMMON APPLICATION



NAVIANCE





FERPA

The screenshot shows a web browser window displaying the Naviance Family Connection website. The user is logged in as Kaela Aguilar. The main navigation bar includes links for home, courses, colleges, careers, about me, and my planner. The 'colleges' tab is selected, and the 'colleges I'm applying to' section is active. A search bar is present on the left. The main content area displays a 'Common App Account Matching - Incomplete' message, instructing the user to create a Common App account and sign the CA FERPA Waiver. Below this, there are input fields for 'Common App Email Address' and 'Date of Birth' (05/30/1997), with a 'Match' button. A warning states that once accounts are matched, the FERPA status cannot be changed. Tips for successful matching are provided, emphasizing the use of the email address, last name, and date of birth. A table at the bottom lists colleges with columns for College, Type, Applying via Common App?, Submissions, Expected Difficulty, Deadline, Transcript, Office Status, My App, Results, Manage, Communication, and Graph. The Windows taskbar at the bottom shows the time as 8:20 AM on 10/24/2014.

Colleges I'm Applying To - Mozilla Firefox

Home | View Student Summary | Colleges I'm Applying To

Logged in as: Kaela Aguilar (log out) | Manage my account

family connection

home | courses | **colleges** | careers | about me | my planner

search for colleges:

Go

MORE SEARCH OPTIONS >>

my colleges

- > colleges I'm thinking about
- > colleges I'm applying to
- > college visits

college research

- > SuperMatch™
- > college search
- > college match
- > college compare
- > college lookup
- > college search
- > college resources
- > college maps
- > scattergrams
- > acceptance history
- > enrichment programs

scholarships & money

- > scholarship match
- > scholarship list

colleges I'm applying to

Common App Account Matching - Incomplete

In order to match your Family Connection and Common App accounts, you need to do the following:

- Step 1 - Create a Common App account on [Common App Online](#)
- Step 2 - Sign the CA FERPA Waiver & Authorization on [Common App Online](#)

Common App Email Address: **Date of Birth:**

Email used for Common App account 05/30/1997 **Match**

Once you match accounts, your FERPA status can no longer be changed and you cannot unmatch your account.

Tips to successfully match accounts:

- Make sure you use the **email address** that you chose for your Common App account.
- Make sure the **last name** on your Family Connection profile matches the last name you used to create your Common App account.
- Make sure your **date of birth** on your Family Connection profile matches the date of birth on your Common App account.

[Not Needed](#)

[add to this list](#) | [request transcripts](#) | [view detailed status](#) | [compare me](#)

College	Type	Applying via Common App?	Submissions	Expected Difficulty	Deadline	Transcript	Office Status	My App	Results	Manage	Communication	Graph	WWW
add colleges to this list													

TO DO LIST

- Get involved: clubs, sports, ARC, ASB
- Begin applying for scholarships through Naviance – never too early to start
- Attend College Fairs – **Scottish Rite Center on October 25th, 6:00-8:00pm**

NACAC Performing and Visual Arts College Fair

Saturday, October 28th 2017, 1:00 – 3:00 p.m.

University of San Diego

Hahn University Center

**Pre-Fair Workshop: Navigating the Performing and Fine
Arts Admissions 12:00 – 12:45 p.m.**

- Begin experiences outside of academics and athletics
- Plan to continue or increase the rigor for sophomore year – don't be afraid to challenge yourself
- Build relationships with teachers so that when you are a senior you have options to choose from for letters of recommendations

UPCOMING EVENTS

- **Freedom Foundation**

- The Freedom Foundation offers an exceptional leadership program designed to educate, inspire and prepare 11th grade students academically motivated high school students. The field trip will be Thursday, October 26th from 9:00-1:30 p.m. at the Veterans Museum and Memorial Center. Permission slips are in the counseling Office and it is first come first served. Transportation is provided by your parents. Please see Dr. Elva Mora for more details.

- **RYLA**

- Rotary Youth Leadership Awards (RYLA) is a program that originated with Rotary International and has subsequently been specifically designed by Rotary District 5340 for the students in San Diego and Imperial Counties. RYLA encourages servant leadership in youth by recognizing and rewarding deserving 11th grade students who are chosen to attend RYLA as an "award" for their past and present leadership and service activities. These select young people attend an all-expenses-paid camp where they are inspired by a diverse group of exceptional speakers, make life-long friends through fellowship activities, and discuss the ethical and social issues of today. These activities are conducted in an atmosphere of trust and respect. The result is that these students return to their schools and communities motivated to take on additional leadership roles and to find additional ways to serve. Applications will be available in January. The camp is April 20-22nd. Please see Dr. Elva Mora for more details.

GREAT HAPPENINGS ON SERRA' S CAMPUS

Wellness Center – located in room 209 on Wednesdays and Thursdays

A safe space to:

- Talk with a Wellness Coordinator

- Connect to resources

- Attend healthy lifestyle workshops

- Build your communication skills

- Strengthen relationships

- Reach your goals





Serra Real Connections

Resources for Students

- ☐ Male/Female Groups: focused on making positive choices and life skills education.
- ☐ Peer to Peer Tutoring
- ☐ College/Community Tutors
- ☐ Youth Leadership Development:

• For more information about any of these programs or to sign your student up, please contact :

- Amy Eernisse-Liang
- aeernisse-liang@saysandiego.org
- or (858) 496-8342 x 230

Q & A



The background is composed of several geometric shapes. A large, light olive-green triangle occupies the upper right portion of the frame. A smaller, darker olive-green triangle is in the lower left. A bright orange-red triangle is positioned in the lower left, partially overlapping the darker olive-green triangle. The remaining area is white.

THANK YOU!